

***“up  
grade,”***

***to a better gated community***



**GAMYA**

TOGETHERMENT HOMES AT TELLAPUR



**“up  
grade,”**  
good enough is NEVER ENOUGH.



“Having somewhere to go is home.  
Having someone to love is family.  
And having that togetherness  
is a home so complete”

  
**GAMYA**  
TOGETHERMENT HOMES AT TELLAPUR





## OVERVIEW

**10.12** ACRES

**6** BLOCKS

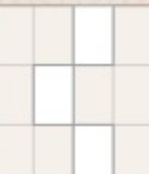
**36** FLOORS

**1008** UNITS

All **3&4 BHK**

**68,000** SFT  
CLUBHOUSE

**2** AMENITIES BLOCKS

FLOORING		<b>6X4</b> LARGE SIZE TILES
----------	--	--------------------------------

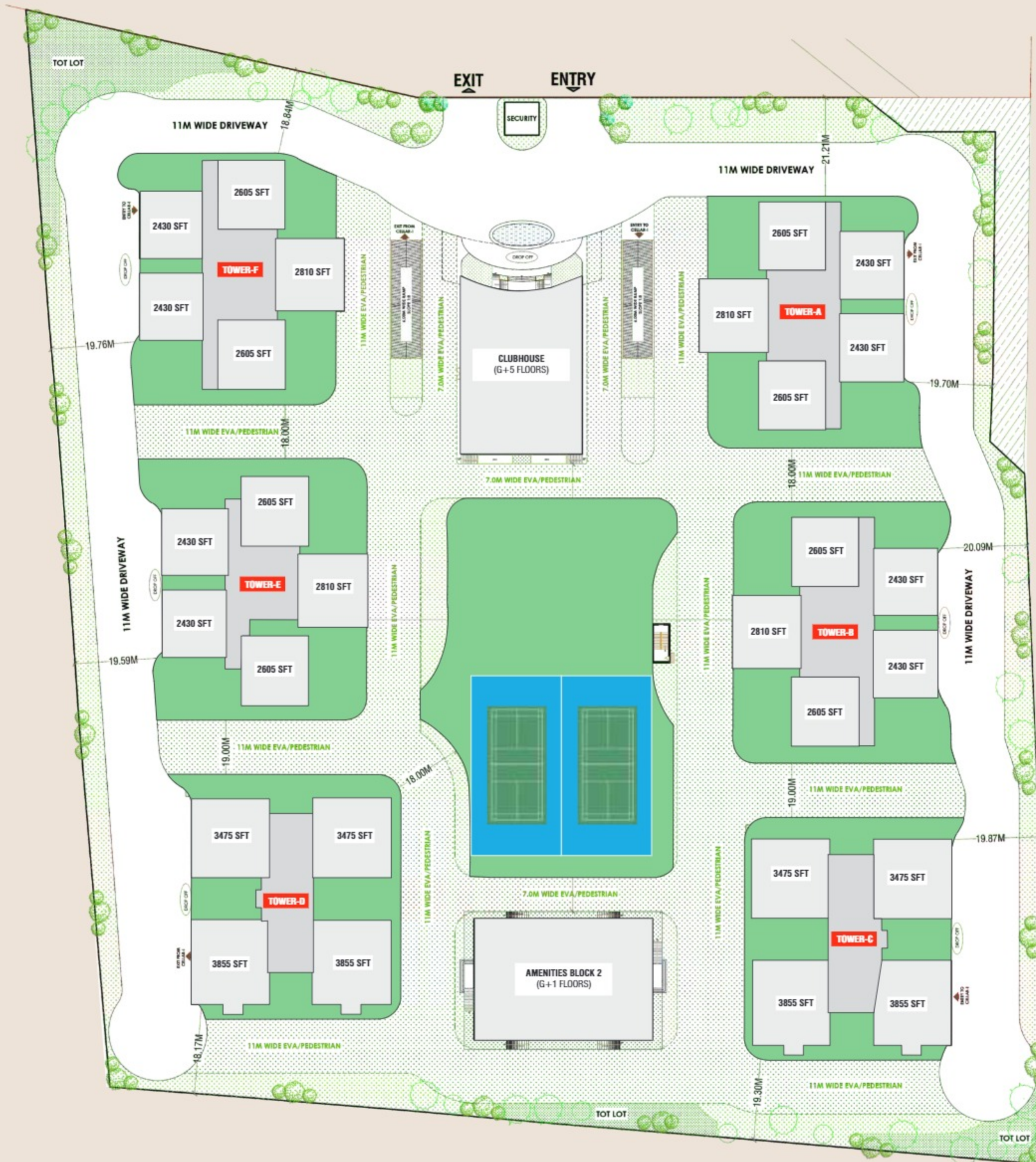
OPENINGS		<b>ALUMINUM</b> FRENCH DOOR & WINDOWS
----------	---	---

ENTRANCE		<b>8 FEET</b> HIGH MAIN DOORS
----------	---	----------------------------------

CHARGING		<b>EV POINTS</b>
----------	---	------------------



# SITE LAYOUT



## AMENITIES

1. Senior Citizen's
2. Multipurpose Hall
3. Preview Theater
4. Seating Zones
5. Event Lawns / Free Play Lawns
6. Swimming Pool
7. Kids Pool
8. Indoor & Outdoor Fitness Station
9. Yoga / Meditation / Aerobic Deck
10. Sports lounge
11. Activity Deck
12. Main Entry Plaza
13. Kids Play Area
14. Lawns/ Garden
15. Water Scapes
16. Squash Court
17. Badminton Court
18. Toddler / Hobby Area
19. Indoor Games
20. Billiards Lounge
21. School Bus Waiting Lounge
22. Cab Drop off points
23. Security Room, Frisking Room, etc.,



# BLOCK - A&B


## TYPICAL FLOOR PLAN



### AREA STATEMENT

FLAT No.	1	2	3	4	5
TYPE	3 BHK	3 BHK	3 BHK	3 BHK	3 BHK
FACING	EAST	WEST	WEST	EAST	EAST
SALEABLE AREA	2605	2430	2430	2605	2810

\* Note: The areas indicated are prone to minor changes based on wall alignment



KEY PLAN

# BLOCK - C

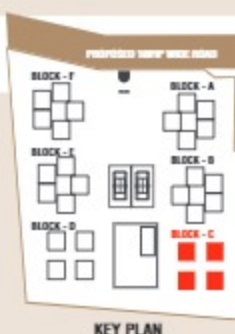
## TYPICAL FLOOR PLAN



### AREA STATEMENT

FLAT No.	1	2	3	4
TYPE	4 BHK + Maid	4 BHK + Maid	4 BHK + Maid	4 BHK + Maid
FACING	EAST	WEST	WEST	EAST
SALEABLE AREA	3475	3475	3855	3855

\* Note: The areas indicated are prone to minor changes based on wall alignment



KEY PLAN



# BLOCK - D

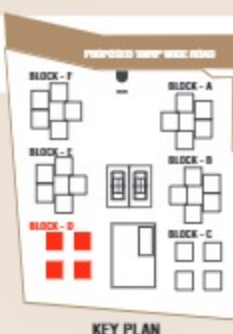
## TYPICAL FLOOR PLAN



### AREA STATEMENT

FLAT No.	1	2	3	4
TYPE	4 BHK + Maid	4 BHK + Maid	4 BHK + Maid	4 BHK + Maid
FACING	EAST	WEST	WEST	EAST
SALEABLE AREA	3475	3475	3855	3855

\* Note: The areas indicated are prone to minor changes based on wall alignment



# BLOCK - E&F

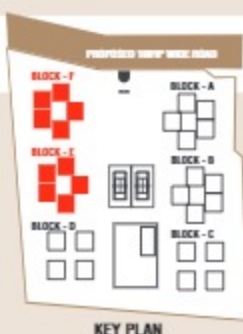
## TYPICAL FLOOR PLAN



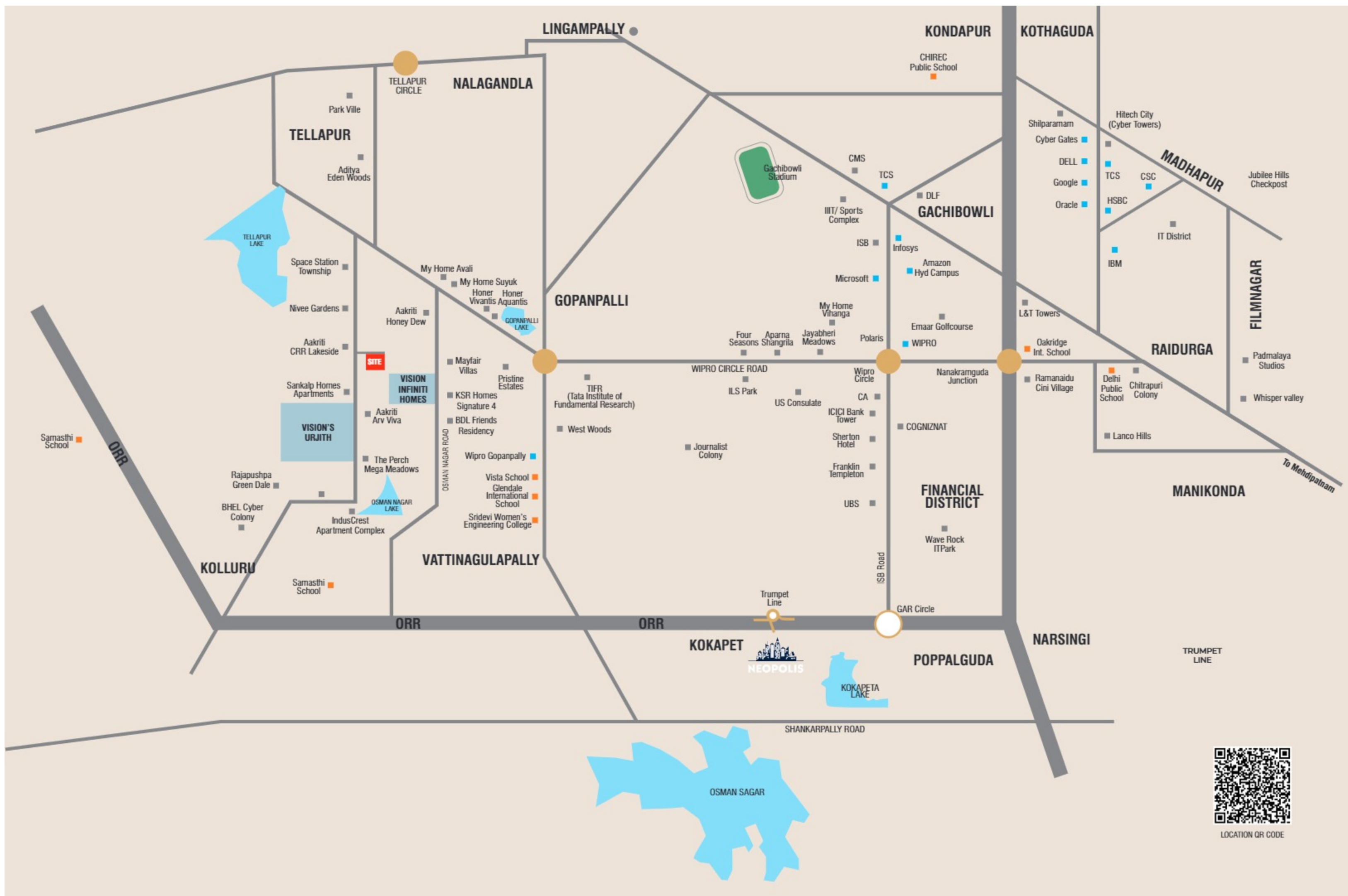
### AREA STATEMENT

FLAT No.	1	2	3	4	5
TYPE	3 BHK	3 BHK	3 BHK	3 BHK	3 BHK
FACING	WEST	EAST	EAST	WEST	WEST
SALEABLE AREA	2605	2430	2430	2605	2810

\* Note: The areas indicated are prone to minor changes based on wall alignment







**LOCATION PLAN**  
(Not to Scale)



**STRUCUTRE**

**SUPER STRUCTURE:** RCC " Shear Wall Structural System ", designed to withstand wind and seismic loads as per relevant IS Codes.

**WALLS:** RCC " Shear Wall Structural System ", designed to withstand wind and seismic loads as per relevant IS Codes.

**DRAWING /LIVING/ DINING / POOJA / STORE**

**FLOOR:** Imported Marble Flooring / Skirting as per design.

**WALLS:** Gypsum Punning + Skim Coat + Acrylic Primer + 2 Coats of Premium Acrylic Emulsion Paint of low VOC  
**CEILING:** "Cement concrete / Plaster Painted & Gypsum Boxing Painted. Single Coat Putty + 2 Coats of Premium Acrylic Emulsion of low VOC"

**MASTER BEDROOM**

**FLOOR:** Engineered Wood /AC4 grade Laminted Flooring & Skirting as per design.

**WALLS:** Gypsum Punning + Skim Coat + Acrylic Primer + 2 Coats of Premium Acrylic Emulsion Paint of low VOC  
**CEILING:** "Cement concrete / Plaster Painted & Gypsum Boxing Painted. Single Coat Putty + 2 Coats of Premium Acrylic Emulsion of low VOC"

**MASTER BEDROOM CLOSET**

**FLOOR:** Engineered Wood /AC4 grade Laminted Flooring & Skirting as per design.

**WALLS:** Gypsum Punning + Skim Coat + Acrylic Primer + 2 Coats of Premium Acrylic Emulsion Paint of low VOC  
**CEILING:** "Cement concrete / Plaster Painted & Gypsum Boxing Painted. Single Coat Putty + 2 Coats of Premium Acrylic Emulsion of low VOC"

**MASTER BEDROOM TOILET**

**FLOOR:** Imported Marble / Premium quality Large Format Matte finish Vitrified Tile Flooring.

**WALL:** Imported Marble / Premium quality Large Format Vitrified Tile dado as per design.

**CEILING:** False Ceiling with Gypsum / Calcium Silicate Board MR Grade with Trap Door as per requirement

**PLUMBING FIXTURES:** "Fixtures shall be single lever with integrated thermostatic high-capacity mixer. Luxury Collection Plumbing Fixtures from Hansgrohe, Roca, Kohler, Duravit, or equivalent. Fixtures Finishes shall be as per designer's selection."

**SANITARYWARE - WC:** Wall hung WC integrated with Tornado Flush, Rimless Bowl and Cefiontect technology.

**BATH & SHOWER:** "Shower cubicle with openable / sliding doors. Single Lever Rainshower panel with integrated thermostatic high-capacity mixer."

**VANITY:** "Factory made Vanity Unit with Under Counter Basin. Illuminated Mirror integrated with Magnifying Mirror. Fixtures shall be single lever with integrated thermostatic high-capacity mixer. Provision for Shaver Socket."

**ACCESSORIES:** Stainless steel chrome/satin finish premium quality Towel Holder, Soap Dish, Shampoo & Tooth Brush Holder, Toilet Roll Holder, Robe Hooks etc.

**VENTILATION & EXHAUST:** Ceiling integrated exhaust system for WC and Shower Cubicle.

**OTHER BEDROOMS**

**FLOOR:** Premium quality Large Format Vitrified Tiles / Wooden Laminated Flooring.

**WALLS:** Gypsum Punning + Skim Coat + Acrylic Primer + 2 Coats of Premium Acrylic Emulsion Paint of low VOC  
**CEILING:** "Cement concrete / Plaster Painted & Gypsum Boxing Painted. Single Coat Putty + 2 Coats of Premium Acrylic Emulsion of low VOC"

**OTHER BEDROOM TOILETS**

**FLOOR:** Premium quality Large Format Matte finish Vitrified Tile Flooring.

**WALL:** Premium quality Large Format Tile Dado as per design.  
**CEILING:** False Ceiling with Gypsum / Calcium Silicate Board MR Grade with Trap Door as per requirement

**PLUMBING FIXTURES:** "Fixtures shall be single lever with integrated thermostatic high-capacity mixer. Luxury Collection Plumbing Fixtures from Hansgrohe, Roca, Kohler, Duravit or equivalent. Fixtures Finishes shall be as per designer's selection."

**SANITARYWARE - WC:** Wall hung WC integrated with Tornado Flush, Rimless Bowl and Cefiontect technology.

**BATH & SHOWER:** "Shower cubicle with openable / sliding doors. Single Lever Rainshower panel with integrated thermostatic high-capacity mixer."

**VANITY:** "Factory made Vanity Unit with Under Counter Basin. Illuminated Mirror integrated with Magnifying Mirror.

Fixtures shall be single lever with integrated thermostatic high-capacity mixer. Provision for Shaver Socket."

**ACCESSORIES:** Stainless steel chrome/satin finish premium quality Towel Holder, Soap Dish, Shampoo & Tooth Brush Holder, Toilet Roll Holder, Robe Hooks etc. as per design.

**VENTILATION & EXHAUST:** Ceiling integrated exhaust system for WC and Shower Cubicle.

**POWDER ROOM**

**FLOOR:** Premium quality Large Format Matte finish Vitrified Tile Flooring.

**WALLS:** "Premium quality Large Format Tile Dado upto 4' as per the design and above dado Gypsum Punning + Skim Coat + Acrylic Primer + 2 Coats of Satin Enamel Paint of low VOC"

**CEILING:** False Ceiling with Gypsum / Calcium Silicate Board MR Grade with Trap Door as per requirement

**PLUMBING FIXTURES:** "Fixtures shall be single lever with integrated thermostatic high-capacity mixer. Luxury Collection Plumbing Fixtures from Hansgrohe, Roca, Kohler, Duravit, or equivalent. Fixtures Finishes shall be as per designer's selection."

**SANITARYWARE - WC:** Wall hung WC integrated with Tornado Flush, Rimless Bowl and Cefiontect technology.

**VANITY:** "Factory made Vanity Unit with Under Counter Basin. Illuminated Mirror integrated with Magnifying Mirror.

Fixtures shall be single lever with integrated thermostatic high-capacity mixer. Provision for Shaver Socket."

**ACCESSORIES:** Stainless steel chrome/satin finish premium quality Towel Holder, Soap Dish, Shampoo & Tooth Brush Holder, Toilet Roll Holder, Robe Hooks etc. as per design.

**KITCHEN**

Designed to accommodate modular kitchen with all necessary services provisions.

**FLOOR:** Imported Marble/Large Vitrified Tile Flooring as per design

**WALLS:** Gypsum Punning + Skim Coat + Acrylic Primer + 2 Coats of Premium Acrylic Emulsion Paint of low VOC  
**CEILING:** "Cement concrete / Plaster Painted & Gypsum Boxing Painted. Single Coat Putty + 2 Coats of Premium Acrylic Emulsion of low VOC"

**PLUMBING:** "Double Bowl Sink in SS with Drainboard, 3 in 1 Pull Down Faucet and water purifier point as per Design"

**EXHAUST:** Provision for exhaust and chimney.

**APPLIANCES:** Provision of Electrical Sockets Hob/ Chimney, Refrigerator (2Nos), Micro Oven, Mixer and additional two points)

**UTILITY**

**FLOOR:** Matte finish Full Body Vitrified Tile / Matte finish Vitrified Tile

**WALLS:** Wall Dado upto 3' height with glazed vitrified tiles and exterior grade paint above.

**PLUMBING:** Provision for Dish washer/ Washing Machine & Dryer

**APPLIANCES:** Electrical Sockets for Dish washer/ Washing Machine & Dryer

**BALCONY / SIT-OUTS**

**FLOOR:** Matt finish Vitrified Tiles in wooden finish.

**WALL /CEILING:** Exterior grade paint as per Elevation.

**ELECTRICAL:** Outdoor receptacle (IP66 rated) of reputed make. **RAILING:** Laminated Glass Railing designed as per relevant IS codes.

**MAID ROOM**

**FLOOR:** Vitrified Tile Flooring / Skirting

**WALLS:** Gypsum Punning + Skim Coat + Acrylic Primer + 2 Coats of Premium Acrylic Emulsion Paint of low VOC

**CEILING:** Gypsum Punning + Skim Coat + Acrylic Primer + 2 Coats of Premium Acrylic Emulsion Paint of low VOC

**MAID ROOM TOILET**

**FLOOR:** Matt finish Vitrified Tile Flooring

**WALLS:** "Glazed Vitrified tile Cladding upto 4' as per the design and above dado Gypsum Punning + Skim Coat + Acrylic Primer + 2 Coats of Satin Enamel Paint of low VOC"

**CEILING:** False Ceiling with Gypsum Ceiling

**PLUMBING FIXTURES:** Fixtures Finishes shall be as per selection.

**JOINERY**

**MAIN DOOR:** "Factory made Solid/ Engineered wood frame, solid core shutter with teak veneer on both sides finished with PU coat. Desinger Hardware with smart lock."

**INTERNAL DOORS:** "Factory made Solid/ Engineered wood frame, solid core shutter with teak veneer on both sides finished with PU coat. Desinger Hardware."

**TOILET DOORS:** Factory made Solid/ Engineered wood frame, solid core shutter with teak veneer on one side finished with PU coat and PU paint finish inside.

**UTILITY DOOR:** Reinforced Aluminium framed shutter with glass panel at Top and wooden/PVC at bottom and insect screen with optional.

**SITOUT /BALCONY DOORS:** Reinforced Aluminium Double Glazed Sliding Doors with performance glass and hurricane bar designed as per relevant IS code with premium hardware and integrated with insect screen.

**WINDOWS:** Reinforced Aluminium Double Glazed Sliding Windows with performance glass and hurricane bar designed as per relevant IS code with premium hardware and integrated with insect screen.

**VENTILATORS:** Aluminium glazed ventilators with premium hardware and integrated with insect screen.

**MAID ROOM/TOILET DOOR:** Masonite / WPC doors with paint finish.

**TOWER****BUILDING ENVELOPE**

Exterior Grade paint in Texture finish.

**AT ENTRY LEVEL**

Glazing integrated with glass door and Canopy above as per Elevation intent.

**ENTRANCE LOUNGE**

**FLOOR:** Imported Marble / Granite / Large format tile as per design.

**WALLS:** Cladding with Imported Marble / Granite / Louvers in MS/Aluminum as per design.

**CEILING:** False ceiling as per design in wood / Metal / Gypsum board.

**CORRIDOR**

**FLOOR:** Granite / Stone / Large format Vitrified tile as per the design.

**WALLS:** Gypsum Punning + 2 Coats Putty + Acrylic Primer + 2 Coats of Premium Acrylic Emulsion Paint of low VOC

**CEILING:** False ceiling as per design with Gypsum board.

**STAIRCASE**

**FLOOR:** Granite / Tandur / Kota Stone as per Selection.

**WALLS:** "Gypsum Punning + 2 Coats Putty + Acrylic Primer + 2 Coats of Premium Acrylic Emulsion Paint of low VOC above Skirting as per design"

**RAILING:** MS / SS Railing as per the design

**PARKING LEVELS**

**WALLS:**Two coats of OBD over Single coat of luppum.

**CEILING**

**FLOOR:**VDF with marking as per standards

**DRIVE WAY:**VDF in Broom Finish with marking as per standards

**RAMPS:**Granolithic / Stamped Concrete / Cobble Stone.

**RAILINGS**

**VENTILATION CUTOUTS:** MS railing as per standards

**STAIRCASES:** SS / MS railing as per code.

**ENTRY LOUNGE /LIFT LOBBY:** Laminated Glass with SS of IS 316 grade Handrail/balustrades as per design.

**ODU SHAFTS:** Aluminum Louvers with Powder coat finish.

**JOINERY-SERVICES**

**SERVICE SHAFT DOOR:** Powder Coated GI door with frame (factory made) as per vendor specifications of Ahlada/Clean or Equivalent.

**FIRE STAIRCASE:** 2hrs fire rated door & window size as per the fire norms.

**MEP PROVISIONS**

**HVAC:**Provision for Copper piping and Concealed drain pipe for the entire Unit/Flat.

**ELECTRICAL:**"One earth leakage circuit breaker for each Unit/Flat.

Adequate power points for Unit area as per Electrical design."

**PHE:** "Separate Municipal water supply to units.

Individual water metering for units."

**MEP PROVISIONS & AMENITIES (SITE / COMMON AREAS)**

**HVAC:** Air-Conditioning in Building Main Lobbies.

**ELECTRICAL (HIGH SIDE):** As per Load Calculation

**ELECTRICAL (LOW SIDE):** Provision of Electrical Sockets in Common Areas as per Electrical design.

**POWER BACK-UP:** 100% Power Backup using D.G Sets with acoustic enclosure

**PHE:** Hydro-Pneumatic system with 100% treated water.

**WATER SUPPLY:** "Hydro-Pneumatic Water Supply System Provision of Central Water Softner"

**STP:** "Sewage Treatment Plant of adequate capacity as per norms is provided.

Treated water from STP will be used for landscaping and flushing purpose."

**ACCESS CONTROL:** "Main Gate & Basement Entry integrated with Smart & Interactive Security Systems including Boom Barriers, Crash Barriers as per design.

Separate entry for visitors.

Surveillance Cameras covering entire site & common areas. Solar Powered Security Fence."

**LIGHTING & SMART CONTROLS:** "Provision for Lighting as per design. Sensor & Timer based lighting control system for entire site & common areas"

**EV CHARGING:** Provision for EV charging points as per design Intent & Applicable Norms

BMS Centralised BMS controls for common MEP services.

**VERTICAL TRANSPORTATION:** Energy Efficient High Speed Automatic Passenger Elevators with emergency rescue system of Hitachi / Mitsubishi / Schindlers / Thyssenkrupp or better equivalent make.

Bespoke Elevator Car Interiors as per design.

**TRAFFIC MANAGEMENT:** Providing of traffic safety devices like Convex Mirror, Road Studs, Wheel Stopper, Protection Guards, Speed Bumps / Humps etc. as per Traffic Safety Plan.

**PARKING CAPACITY:** "Parking is provided as per regulatory norms. Additional parking may be made if available on request."

**COMMUNICATION:** Central Communication System (EPABX)

**WATER HEATER:** "Energy Efficient Heat Pump Water Heater Centralised hot water system"

**FAS / FPS:** "Equipped with Heat & Smoke detectors.

Sprinklers, Hydrants are installed as per Fire Regulations.

Fire Command Centre is provided for every building as per regulations."

**LPG:** Central Gas Bank with gas leak detector system.

**WATER SOFTNER:** Central Water Softner

**SOLID WASTE MANAGEMENT:** "Garbage Chutes are provided at every floor level and centrally collected Organic Waste Converter / Organic Waste Composter Kitchen Waste Composter / Food waste Composter Waste Crusher Bin /Recicler Waste disposal unit, garbage disposer, garburator etc."

**CAR WASH:** Car Wash facility is provided.



**GAMYA**

TOGETHERMENT HOMES AT TELLAPUR





SHOT AT LOCATION

**SUPADHA**  
SUPADHA DEVELOPERS PRIVATE LIMITED  
15<sup>th</sup> Floor, Plot No. 159 to 162,  
FCI Co-operative Housing Society,  
Near Sandhya Convention,  
Opp. Gachibowli Police Station,  
Hyderabad - 500032  
Ph: 040-2933 0064/ 65,  
Sales: 8879 555 111/ 8879 555 222  
E: [info@supadha.com](mailto:info@supadha.com)  
[www.supadha.com](http://www.supadha.com)

PRINCIPAL ARCHITECTS



GENESIS PLANNERS PVT. LTD.